


CONTROL STATION FOR MOTOR-OPERATED SUNSHADING

Standard features:

- Control station for 4-zone sunshading
- Touch display
- Simple operation
- WEB interface (password protected)
- Service access via integrated Teamviewer client
- Wind, sun and temperature limits can be set separately for each zone (channel)
- Calendar function, including public holidays for Denmark, Norway and Sweden
- Clock with backup and automatic changeover between summer/winter time
- Logging of faults and most events
- Suntracking (automatic angling relative to sun height)
- Alarm input
- Robust and easy-to-install cabinet

Extra features:

- Modbus TCP communication with external systems 
- Extension for additional zones (see section on optional accessories)
- Extension for additional sensors (see section on optional accessories)

WARNING



- If the control station is not connected and configured correctly, there is a risk of damage to both the installation and the sunshading systems
- The connection may only be carried out by a professional and must comply with applicable regulations
- The connection must be carried out in accordance with the applicable project-specific diagrams or standard diagrams on one of the following websites www.sunsync.dk , www.sunsync.no or www.sunsync.se
- The control panel's pre-installed cabling must not be modified
- The built-in SD card must not be removed
- The Codesys CmStick with licence key must not be removed from the USB port
- High-voltage cables must never be installed in the control panel


INSTALLATION

- The control box is mounted on the wall using mounting holes in the rear cover
- The control box is positioned so that unauthorised persons and animals cannot access it
- The control box must be mounted indoors in a dry room at a temperature that is always within the range +5°C to +40°C
- All cables are connected without voltage in the control cables and control box
- Cables are pulled through the control box's cable glands and connected in accordance with the diagrams
- The membrane washer of the cable glands is adjusted and tightened to correctly retain the cables
- When the cabling is complete, close the front of the control box and connect the 24VDC voltage using the power supply provided
- For balancing, please refer to the user manual

SAFETY



- Before initial operation, check that the control box, sensors and power supply are intact with no visible damage
- The control station may only be used for sunshading
- Only the motor relays, sensors and power supplies referred to in this data sheet may be connected
- If sensors are found to be defective, the power supply to the control station should be disconnected



TECHNICAL DATA

Power supply (external):	24 V DC – 2.5 Amp
Power consumption, incl. screen and sensors (with screen on)	14W
Power consumption excluding screen and sensors	5W
Protection class	IP20
Temperature range	+5°C to +40°C
Dimensions	300 x 400 x 120 mm
Colour of steel cabinet	RAL 7035
Display	Touch 7"
Operating system/setup	Linux / ePLC

CABLE TYPES

LOCATION	CABLE TYPE
Bus cable between control station and relays	Min. 3 x 0.8 mm
Cable for weather station and additional sensors	Min. 4 x 0.8 mm shielded and paired
Cable for digital inputs	Min. 2 x 0.8 mm
Cable for zone extension box	Min 4 x 0.8 shielded and paired

We generally recommend using certified KNX cable.

Maximum cable lengths are shown in the standard diagrams.

Only the following components may be connected to the control station.

All components must be connected by a professional in accordance with the sunsync standard diagrams

COMPATIBILITY – THE FOLLOWING RELAYS ARE SUPPORTED:

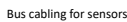
- Sunsync MC4
- Sunsync MC4 VRS
- Vestamatic MCP4 / MCP2
- Vestamatic MCP4 VRS / MCP2 VRS
- Somfy CD 2x1 (IB2) / CD 1x4 (IB4)
- Somfy MoCo 4 AC / MoCo 4 DC
- KNX motor relays (requires optional accessory: Sunsync KNX V2)

STANDARD ACCESSORIES

DESCRIPTION	PRODUCER
Power supply	Mean Well SGA60E24 (24V DC – 2.5 Amp)
Weather station	Elsner P03-3-Modbus-GPS

OPTIONAL ACCESSORIES

DESCRIPTION	PRODUCER
Weather station for extreme locations	Sunsync WS V2X (Theiss WSC 11)
Zone extension box for 8 additional zones	Sunsync ZEB V2
Sensor extension box for connecting additional sensors	Sunsync SEB V2
Interface for connecting KNX motor relays	Sunsync KNX V2
Pyranometer	Hukseflux SR05-D1A3





COMPONENT DECLARATION:

Provided that the sunsync 240 is connected and used in accordance with the applicable instructions and standard diagrams, it complies with the following directives:

- Low voltage directive (LVD) 2014/35/EU
- EMC Directive 2014/30/EU
- RoHS Directive 2014/65/EU

In the case of combination with other components, a complete labelling of the full installation must be carried out.

The control station should only be connected and put into operation by trained personnel.



The product cannot be disposed of with normal household waste.
It must be sorted separately and treated as WEE (electrical waste).

For more information on **sunsync**, contact:



Fischer Danmark A/S - Holmstrupgårdvej 4 - 8220 Brabrand
T: 7015 4055 - E: fischer@fischergardiner.dk - W: fischergardiner.dk

blendex®

Blendex A/S - Grusbakken 1-3 - 2820 Gentofte
T: 4448 0956 - E: salg@blendex.dk - W: blendex.dk

KViNT blendex®

KvintBlendex AS - Brynsalléen 4 - 0667 Oslo
T: 7015 4055 - E: post@kvintblendex.no - W: kvintblendex.no

Fönsterdesign **blendex®**

FönsterdesignBlendex AB - Wollmar Yxkullsgatan 15C - 118 50 Stockholm
T: 08-668 14 20 - E: info@fonsterdesign.se - W: fonsterdesign.se